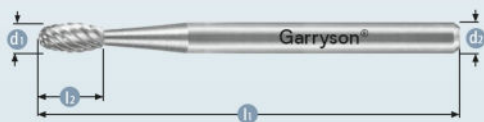


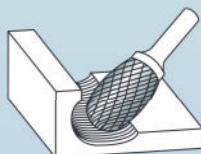
ALLOY SPECIFIC



SHAPE

E, TRE, SE

Oval



Tool No.	Art.	d1	l2	d2	l1	brazed	solid
SE-41M	GT5220-AS	3.0	6.0	3.0	38		✓

1



2



3



4



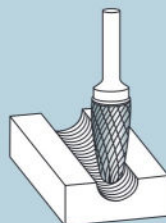
ALLOY SPECIFIC



SHAPE

F, RBF, SF

Ball nosed tree



Tool No.	Art.	d1	l2	d2	l1	brazed	solid
SF-42M	GT9200-AS	3.0	14.0	3.0	38		✓

5



6




ALLOY SPECIFIC



SHAPE

G, SPG, SG

Pointed tree



Tool No.	Art.	d1	l2	d2	l1	brazed	solid
SG-41M	GT6220-AS	3.0	8.0	3.0	38		✓
SG-44M	GT6200-AS	3.0	14.0	3.0	38		✓

8



9



10



11



Index