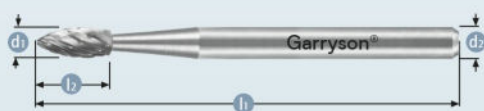


ALLOY SPECIFIC



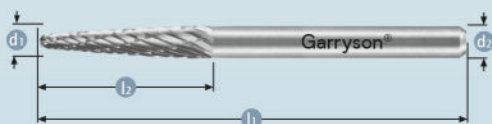
SHAPE H, SH

Flame



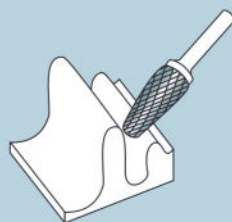
Tool No.	Art.	d1	l2	d2	l1	brazed	solid
SH-41M	GT5200-AS	3.0	6.0	3.0	38		✓

ALLOY SPECIFIC




SHAPE L, KEL, SL

Ball nosed cone




Tool No.	Art.	d1	l2	d2	l1	brazed	solid
SL-42M	GT4220-AS	3.0	14.0	3.0	38.0		✓

ALLOY SPECIFIC



SHAPE M, SKM, SM

Cone



Tool No.	Art.	d1	l2	d2	l1	brazed	solid
SM-43M	GT2220-AS	3.0	15.0	3.0	38.0		✓

- 1
- 2
- 3
- 4
- 5
- 6
- 7
- 8
- 9
- 10
- 11